









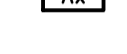







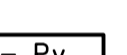
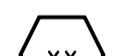






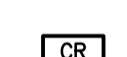










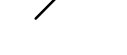
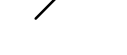

















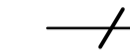
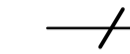
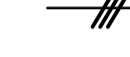
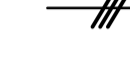





















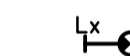






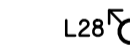














LEGEND

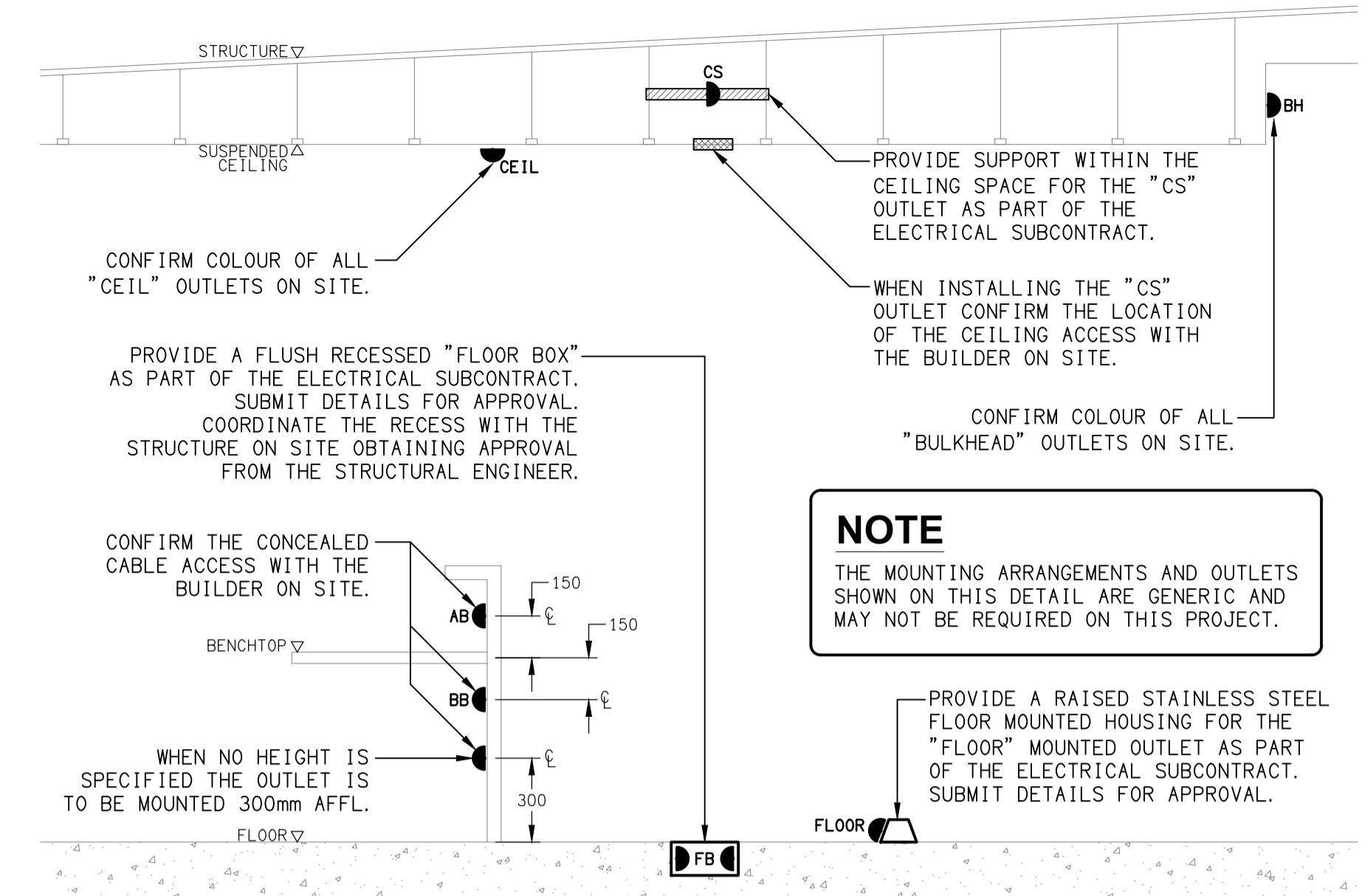
-  ELECTRICAL SERVICES SWITCHBOARD.
-  SWITCHBOARD / CONTROL PANEL NOT PROVIDED AS PART OF THE ELECTRICAL SUBCONTRACT.
-  SINGLE POWER OUTLET.
-  DOUBLE POWER OUTLET.
-  USB DOUBLE POWER C/W INTEGRAL USB CHARGERS.
-  SPECIAL PURPOSE POWER OUTLET.
-  SINGLE PHASE ISOLATOR.
-  THREE PHASE ISOLATOR.
-  SIGNAGE OUTLET.
-  CABLE TRAY / LADDER, TYPE AS NOTED.
-  CONDUIT ROUTE.
-  CONDUIT ACCESS POINT.
-  EXISTING ELECTRICAL POWER PIT.
-  HAND DRYER CONNECTION.
-  LIGHTING PRESENCE DETECTOR SWITCH.
-  LIGHTING CONTROL SWITCH PANEL, TYPE AS NOTED.
-  ONE-WAY LIGHT SWITCH.
-  TWO-WAY LIGHT SWITCH.
-  CEILING FAN SPEED CONTROLLER (FSC).
-  CIRCUIT LINE.
-  SWITCH LINE.
-  **DB-x - Py** POWER CIRCUIT DESIGNATION. DENOTES DB AND CIRCUIT.
-  **XX** LIGHTING CONTROL CHANNEL REFERENCE.
-   ELECTRICAL EQUIPMENT AS NOTED.
-  **RJ** RJ45 COMMUNICATIONS OUTLET.
-  **RK RJ** RJ45 COMMUNICATIONS OUTLET C/W RECESS KIT.
-  **CV** CCTV OUTLET.
-  **LIM** LIFT INTERFACE MODULE.
-  **GATE** ACCESS CONTROL GATE INTERFACE.
-  **CR** ACCESS CONTROL CARD READER.
-  **ES** ACCESS CONTROL DOOR ELECTRIC STRIKE.
-  **KP** SECURITY ARMING / DISARMING KEY PANEL.
-   SECURITY DIRECTIONAL MOTION DETECTOR.
-   SECURITY 360DEG CEILING MOUNTED MOTION DETECTOR.
-   SECURITY PRO-TRI-TECH DIRECTIONAL MOTION DETECTOR.
-   SECURITY REED SWITCH.
-  **WL** SECURITY WIRELESS LOCK.
-  **FMP** FIRE MIMIC PANEL.
-   PIEZO SIREN.
- RADIO MICROPHONE ANTENNA.

LEGEND

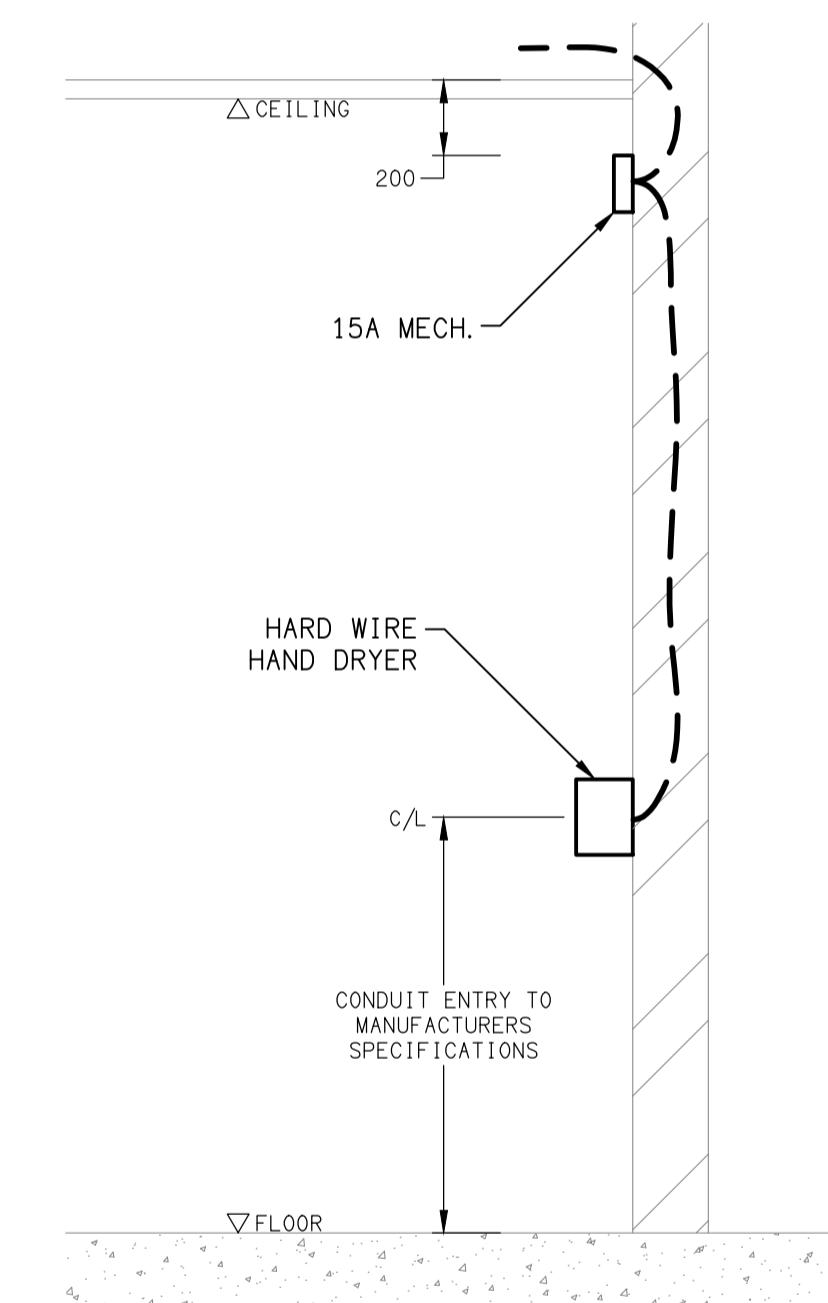
-   HORN / HOOTER.
-   RECESSED SPEAKER, UNLESS NOTED OTHERWISE.
-   FIRE SMOKE DETECTOR.
-   FIRE EVACUATION SPEAKER
-   FIRE EVACUATION HORN.
-  **FTPx** FIRE INDICATOR PANEL, TYPE AS NOTED.
-   FUSE.
-   SINGLE PHASE.
-   THREE PHASE.
-   CURRENT TRANSFORMER C/W REMOVABLE LINK.
-   FUSE LINK.
-   COMBINED FUSE SWITCH.
-   CIRCUIT BREAKER.
-   ISOLATOR.
-   RESIDUAL CURRENT DEVICE.
-   CONTACTOR - NORMALLY OPEN.
-   CONTACTOR - NORMALLY CLOSED.
-   REFER TO DETAIL NOTED FOR THE AREA SHOWN HATCHED. ADDITIONAL OUTLETS & FITTINGS MAY BE SHOWN ON DETAIL.
-  **SM** SM: DENOTES OUTLET / FITTING TO BE SURFACE MOUNTED.
-  **E1** E1: GENERAL LED EMERGENCY LIGHT.
-  **EX** EX: EMERGENCY LED EXIT LIGHT.
-  **WP EX** EX WP: WEATHERPROOF EMERGENCY LED EXIT LIGHT.
-  **Lx** Lx: LIGHT FITTING C/W NON-MAINTAINED EMERGENCY BATTERY PACK. TYPE AS NOTED.
-  **L1** L1: 3300 LUMEN 600 x 600 T-BAR FLAT PLATE FITTING.
-  **L3** L3: RECESSED DOWNLIGHT.
-  **L4** L4: RECESSED DOWNLIGHT.
-  **L8** L8: RECESSED DOWNLIGHT.
-  **L13** L13: LED STRIP LIGHT MOUNTED UNDER THE OVERHEAD CUPBOARD.
-  **L17** L17: 1200 LONG SURFACE MOUNTED IP66 BATTEN C/W INTEGRAL SENSOR.
-  **L23** L23: 1200 LONG SURFACE MOUNTED IP56 BATTEN.
-  **L28** L28: TWO ADJUSTABLE FLOOD LIGHTS MOUNTED ON A 12M HIGH POLE.
-  **L29** L29: RECESSED LED EXTRUSION LIGHT. LENGTHS AS NOTED.
-  **L30** L30: RECESSED LED EXTRUSION LIGHT. LENGTHS AS NOTED.
-  **L31** L31: RECESSED LED EXTRUSION LIGHT. LENGTHS AS NOTED.
-  **L32** L32: SURFACE MOUNTED LED EXTRUSION LIGHT.
-  **L33** L33: SURFACE MOUNTED LED EXTRUSION LIGHT.
-  **L34** L34: 600 LONG WALL MOUNTED BATTEN.
-  **L35** L35: ADJUSTABLE POLE MOUNTED FLOOD LIGHT.
-  **L36** L36: EXTERNAL DOWNLIGHT.
- **L37** L37: AMENITY WALL LIGHT.

LEGEND

- S1** S1: SALTO GATEWAY CAT-6 PLUG FROM THE COMMUNICATIONS RACK AS NOTED.
- S2** S2: SALTO NODE CAT-6 PLUG C/W INTERCONNECTING CABLE.
- S3** S3: NO LONGER REQUIRED.
- BSS** SECURITY BLUE STROBE SIREN.
- RDR** ROLLER SHUTTER DOOR REED SWITCH.
- VAD** EVACUATION VISUAL ALARM DEVICE / STROBE.
- PIT 1** NEW POWER AND COMMUNICATIONS PITS.



DETAIL
TYPICAL OUTLET MOUNTINGS
NOT TO SCALE



DETAIL
HAND DRYER CONNECTION
NOT TO SCALE

ELECTRICAL DESIGN GROUP BRISBANE
PTY LTD
ACN 092 710 793
TRADING AS:
ELECTRICAL DESIGN GROUP

THE COPYRIGHT OF THIS DRAWING
REMAINS THE PROPERTY OF THE
ELECTRICAL DESIGN GROUP.
USE FIGURED DIMENSIONS
IN PREFERENCE TO SCALE.
ALL DIMENSIONS TO BE
VERIFIED ONSITE.

ELECTRICAL DESIGN GROUP
ELECTRICAL BUILDING SERVICES CONSULTANTS
BRISBANE GOLD COAST
P.O. Box 15, Sherwood Q.4075
Phone: (07) 3278 4375
Email: brisbane@edg.net.au
Web: www.edg.net.au

PROJECT:
**ST JOHN'S ANGLICAN COLLEGE
FOREST LAKE
AQUATIC CENTRE STAGE 2
COLLEGE AVENUE, FOREST LAKE**

F	CONSTRUCTION	30/03/2026
REV:	DESCRIPTION:	DATE:
DRAWING: ELECTRICAL SERVICES LEGEND & DETAILS		
SCALE: NOT TO SCALE AT A1	PROJECT NO: C3230a	DRAWING NO: E01
		REVISION: F